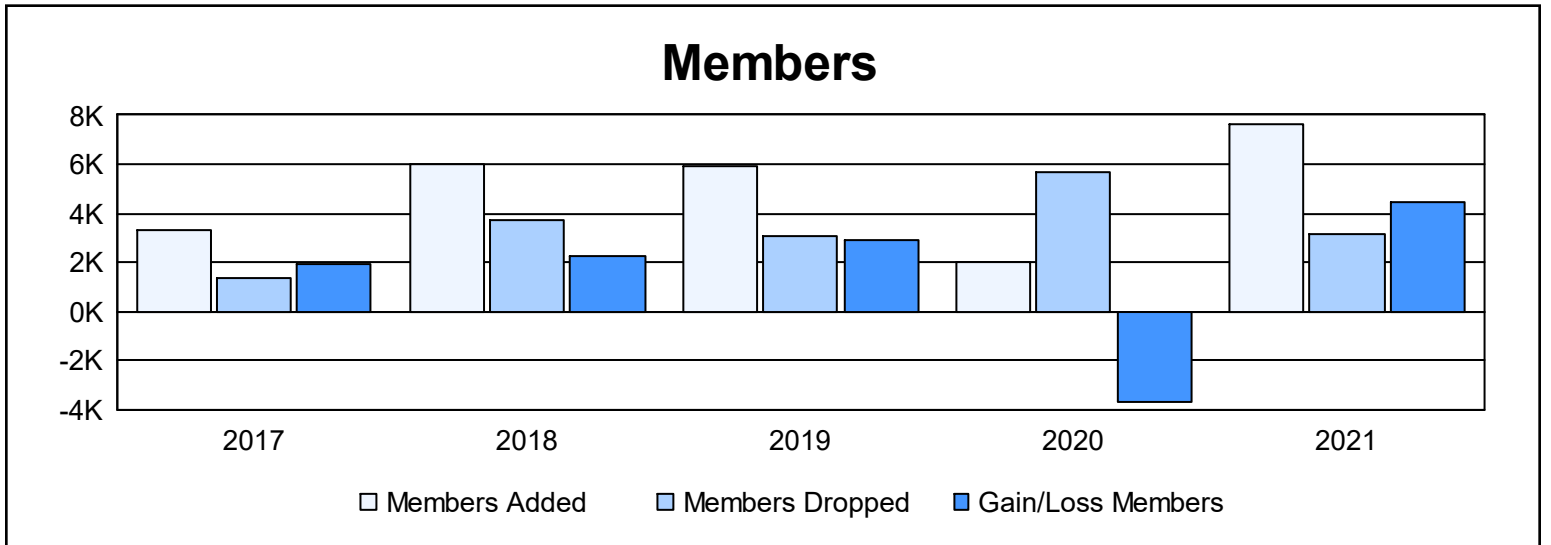
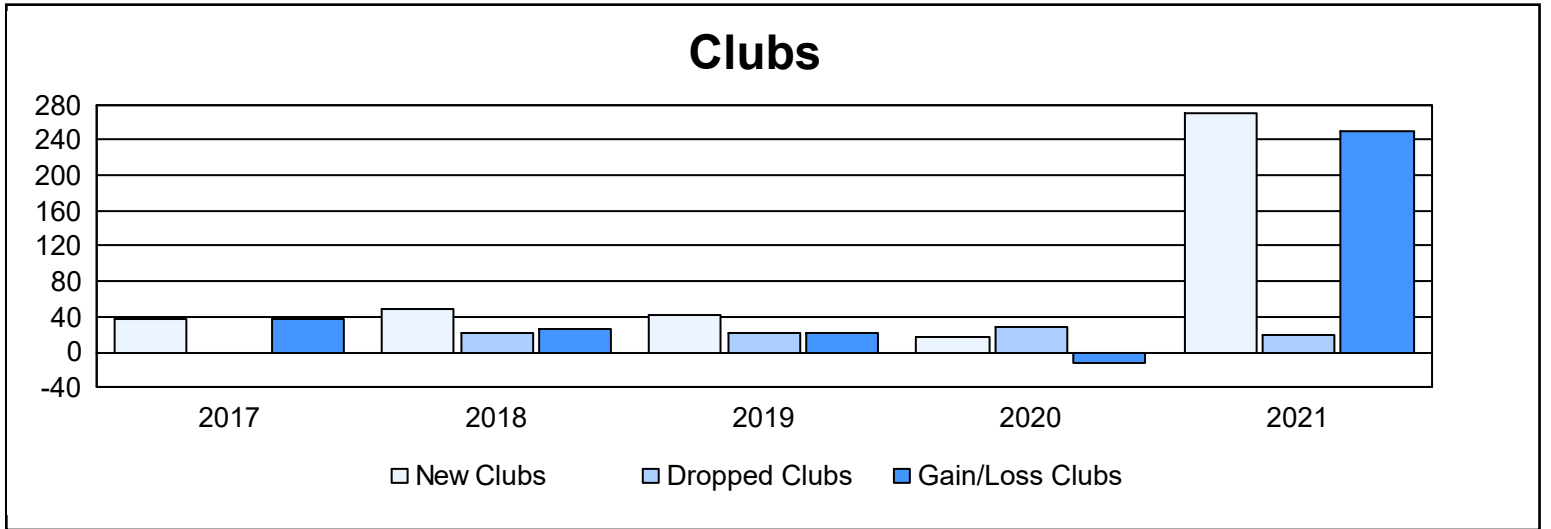
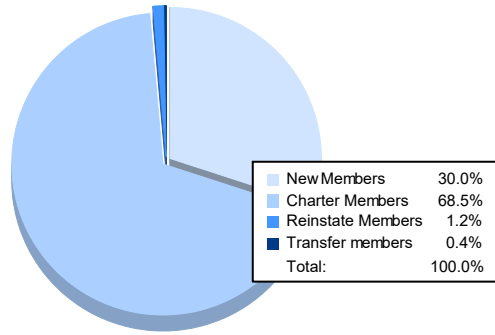


Year	New Clubs	Dropped Clubs	Gain/ Loss Clubs	New Members	Charter Members	Reinstate Members	Transfer Members	Total Member Added	Total Members Dropped	Gain/ Loss Members
2016-2017	38	0	38	2,253	912	156	21	3,342	1,381	1,961
2017-2018	48	22	26	4,278	1,504	178	36	5,996	3,711	2,285
2018-2019	43	21	22	4,208	1,460	206	34	5,908	3,035	2,873
2019-2020	16	28	-12	862	460	681	47	2,050	5,709	-3,659
2020-2021	271	20	251	2,274	5,199	89	27	7,589	3,175	4,414
Average	83	18	65	2,775	1,907	262	33	4,977	3,402	1,575



Membership Composition June 2021 Cumulative



Gender Composition June 2021 Cumulative

